

Electronic Artwork Specifications

- **Media -** We accept 3.5" diskettes, Iomega Zip discs (100 MB & 250MB), 1GB Iomega Jaz, CD-R, E-mail (10 MB or less. All E-mail should be stuffed, and you may use our ftp site (please contact your CSR).
 - **Programs -**
 - Macintosh -** Quark XPress 6.5
Adobe Indesign CS
Adobe Illustrator CS
Adobe Photoshop 7.0
Adobe Pagemaker 7.0
Macromedia Freehand 10
Corel Draw 11
HI RES PDFs
- PC formats may require minor adjustment and font substitutions.

PLEASE INCLUDE THE FOLLOWING WHEN SUBMITTING JOBS:

- **All Support Files -** Graphics, EPS files, TIFFs, etc. (Do not use PC formats such as .bmp or metafiles for artwork; they will not transfer over to Macintosh formats.)
- **ALL FONTS -** (screen and postscript versions) used in the primary file AND any fonts used in any EPS or imported files. Fonts not included may cause delays and/or font substitutions. TrueType fonts are not accepted; they must be substituted with Postscript versions. (Note: when using Adobe Illustrator or Corel Draw, type may be converted into "outlines" to eliminate sending the font for that piece of type. However, no change can be made to outline type.)
- **A hard copy of each file to be output -** Color separated if possible, showing intended output. This helps eliminate some errors such as text reflow, missing graphics, incorrect fonts, etc. before the film is output.

PLEASE FURNISH THE FOLLOWING INFORMATION:

- **The name of the file(s) to be output -** (If there are multiple components in the job, please indicate which file name belongs to each piece.)
- **Final document size**
- **Number of pages in the file**
- **If color separation is needed -** Number of colors, 4 color process or PMS (please indicate PMS color numbers)
- **Type of proof preferred -** B&W Laser, Canon Color Copy, Digital Dylux, Contract Proof
- *If there is a white flood coat to be used on a CD silk screen.*



399 Wegner Drive • West Chicago, IL 60185
ftp://ftp.gpimage.com

CD-ROM Label Artwork Specifications

Model A2

All CD artwork should be setup on a 6"x6" page with cropmarks outside the 6"x6" area.

PRINTABLE DIMENSIONS

(shaded area represents actual print area)

- Outer Ring: 116mm (4.567") diameter (No bleed)
- Inner Ring: 40mm (1.575") diameter

STANDARD FORMAT

FILM POSITIVES

- 8" x 10" color separated film positives(s)
- Right reading, emulsion side up
- Opaque on base side only
- Each color requires a separate film positive with aligning centerline registration marks
- Clearly designate ink colors on each film positive

TYPE & GRAPHICS

- Type should be no smaller than 7 pt.
- Serif typefaces should be at least 9 pt.
- Any type or graphic elements must have a minimum line width of 0.15mm (.006"). **Type and graphics falling below this specification may result in broken or missing areas on the printed product.**
- Bitmap images should have a resolution of no less than 300 DPI. Anything less may cause images to print poorly, and they cannot be altered by our prepress staff.

REGISTRATION MARKS & TRAPPING

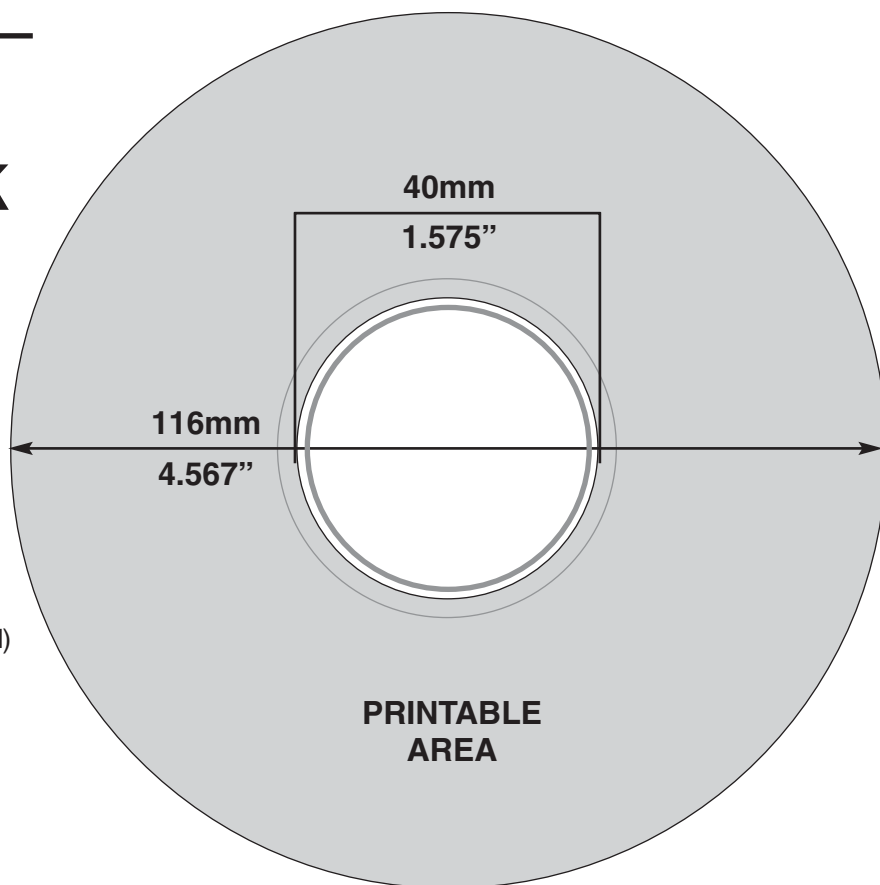
- Films require centerline registrations ≤0.1mm (1/4 pt) placed outside the printable area
- Films should be made with a trap (overlap) area of >1pt. (0.014") for labels requiring one color to touch another color.



graphix products, inc.

www.gpimage.com • 630.231.2425

399 Wegner Drive • West Chicago, IL 60185
ftp://ftp.gpimage.com



INK COLORS

- Up to five spot colors are possible
- Four Color Process

SCREEN TINTS

- Screen ruling: 85 lines per inch (100 lpi for 4/C process)
- Gradient tints are not recommended
- Tint range on metallized surface: 30%-80%
Any screen falling below 30% may disappear, and any screen falling above 80% may fill in solid.
- Tint range over a solid color can be 15%-85%
Any screen falling below 15% may disappear, and any screen falling above 85% may fill in solid.

ELECTRONIC ARTWORK

Formats:

Macintosh: Quark XPress
Adobe Indesign
Adobe Illustrator
Adobe Photoshop
Adobe PageMaker
Macromedia Freehand
Corel Draw
HI RES PDFs

Additional specifications are available

CD-ROM Label Artwork Specifications

Model A2 1"

All CD artwork should be setup on a 6"x6" page with cropmarks outside the 6"x6" area.

PRINTABLE DIMENSIONS

(shaded area represents actual print area)

- Outer Ring: 116mm (4.567") diameter (No bleed)
- Inner Ring: 25.4mm (1") diameter

STANDARD FORMAT

FILM POSITIVES

- 8" x 10" color separated film positives(s)
- Right reading, emulsion side up
- Opaque on base side only
- Each color requires a separate film positive with aligning centerline registration marks
- Clearly designate ink colors on each film positive

TYPE & GRAPHICS

- Type should be no smaller than 7 pt.
- Serif typefaces should be at least 9 pt.
- Any type or graphic elements must have a minimum line width of 0.15mm (.006"). **Type and graphics falling below this specification may result in broken or missing areas on the printed product.**
- Bitmap images should have a resolution of no less than 300 DPI. Anything less may cause images to print poorly, and they cannot be altered by our prepress staff.

REGISTRATION MARKS & TRAPPING

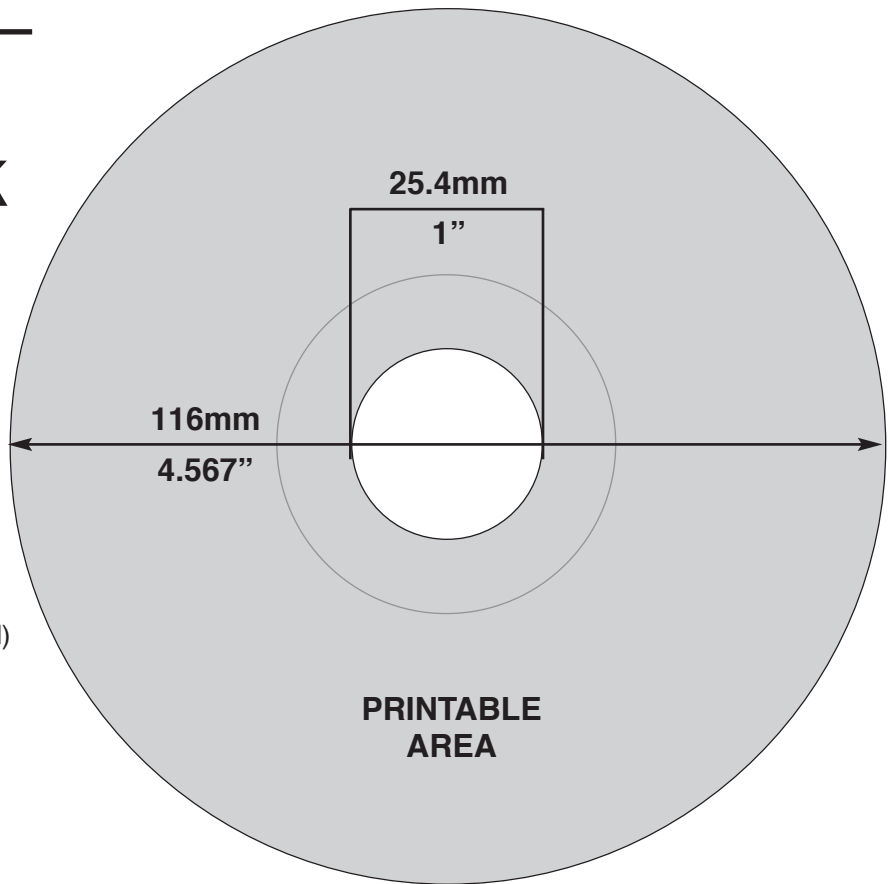
- Films require centerline registrations $\leq 0.1\text{mm}$ (1/4 pt) placed outside the printable area
- Films should be made with a trap (overlap) area of $>1\text{pt}$. (0.014") for labels requiring one color to touch another color.



graphix products, inc.

www.gpimage.com • 630.231.2425

399 Wegner Drive • West Chicago, IL 60185
ftp://ftp.gpimage.com



INK COLORS

- Up to five spot colors are possible
- Four Color Process

SCREEN TINTS

- Screen ruling: 85 lines per inch (100 lpi for 4/C process)
- Gradient tints are not recommended
- Tint range on metallized surface: 30%-80%
Any screen falling below 30% may disappear, and any screen falling above 80% may fill in solid.
- Tint range over a solid color can be 15%-85%
Any screen falling below 15% may disappear, and any screen falling above 85% may fill in solid.

ELECTRONIC ARTWORK

Formats:

Macintosh: Quark XPress
Adobe Indesign
Adobe Illustrator
Adobe Photoshop
Adobe PageMaker
Macromedia Freehand
Corel Draw
HI RES PDFs

Additional specifications are available

CD-R Inkjet Label Artwork Specifications

PRINTABLE DIMENSIONS

(shaded area represents actual print area)

- Outer Ring: 118.237mm (4.655") diameter
- Inner Ring: 39.37mm (1.550") diameter

The dimensions on the diagram above show the maximum printable area of the CD. To ensure that the image fills the entire CD, a slight bleed (.125") on the inside hub and outside of the print area is allowed.

STANDARD FORMAT

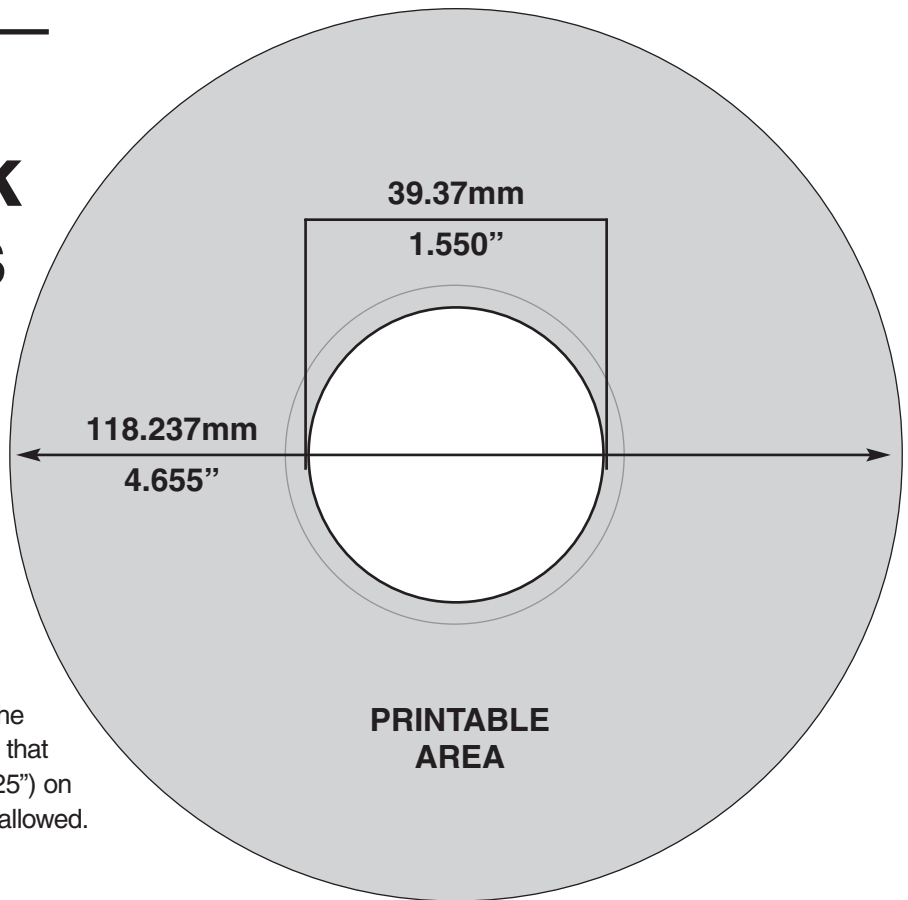
Adobe Photoshop

- TIFF (preferred), JPEG & EPS formats accepted
- 300 DPI (minimum)
- CMYK

Illustrator, Freehand or Corel Draw

- Save in EPS format *only*
- Convert all text to curves or outlines
- Include any images that were used in the artwork on the disc.

A Photoshop TIFF image is the preferred method of sending in artwork, and will help to ensure that the file furnished will match the printed piece. Illustrator, Freehand and Corel Draw files are acceptable, but some manipulation of the files may be necessary for them to print properly. Files using page layout programs such as Quark Xpress or Adobe Pagemaker will require additional time to convert to a usable format.



Standard & High Resolution Printing Options

There are two different resolutions to choose from with inkjet-printed CD-R's; standard resolution and high Resolution. Standard resolution is recommended for text and line art or simple images. High resolution is recommended for photos, gradients or more complex images. High resolution printing is more expensive due to longer print times and more ink coverage per CD-R.

COLOR PROOFS

Graphix Products CD-R's are printed on an inkjet printer using four color process. Because of this, spot colors will not always match their swatch exactly. Also, due to differences in monitor and printer calibration, what is seen on a screen or printer may not be what the final piece looks like in terms of color. A proof is highly recommended to ensure satisfaction with the product.



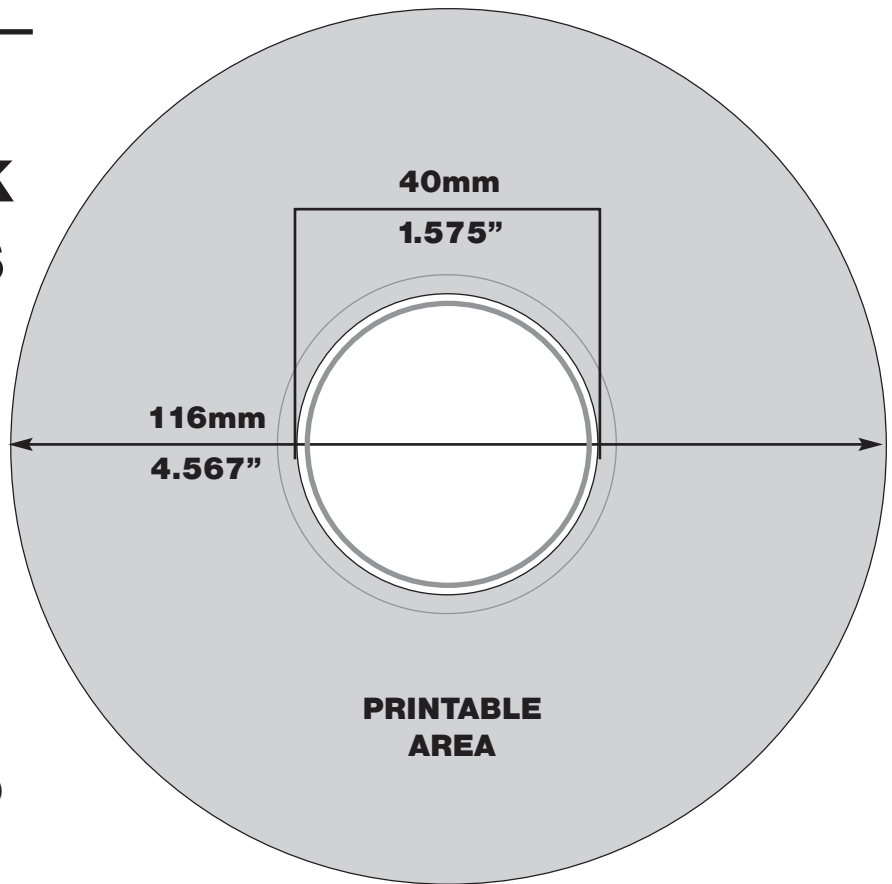
graphix products, inc.

www.gpimage.com • 630.231.2425

399 Wegner Drive • West Chicago, IL 60185
ftp://ftp.gpimage.com

CD-ROM Label Artwork Specifications

Model A2



PRINTABLE DIMENSIONS

(shaded area represents actual print area)

- Outer Ring: 116mm (4.567") diameter (No bleed)
- Inner Ring: 25.4mm (1") diameter (non-printable)

TYPE & GRAPHICS

- Type should be no smaller than 7 pt.
- Serif typefaces should be at least 9 pt.
- Any type or graphic elements must have a minimum line width of 0.15mm (.006"). **Type and graphics falling below this specification may result in broken or missing areas on the printed product.**
- Bitmap images should have a resolution of no less than 300 DPI. Anything less may cause images to print poorly, and subject to alteration charges.

INK COLORS

- Four Color Process
- Four Spot Color Maximum
- Please Specify **FLOOD WHITE** or **METALLIC FINISH**

SCREEN TINTS

- Screen ruling: 120 lines per inch
- Gradient tints have a limited range of 20%-75%
- Tint range on metalized surface: **subject to customer approval**
- Tint range over a solid color can be 15%-85%
Any screen falling below 10% may disappear, and any screen falling above 85% may fill in solid.

ELECTRONIC ARTWORK FORMATS

Macintosh: Quark XPress
Adobe Indesign
Adobe Illustrator
Adobe Photoshop
Adobe PageMaker
Corel Draw
HI RES PDFs



graphix products, inc.

www.gpimage.com • 630.231.2425

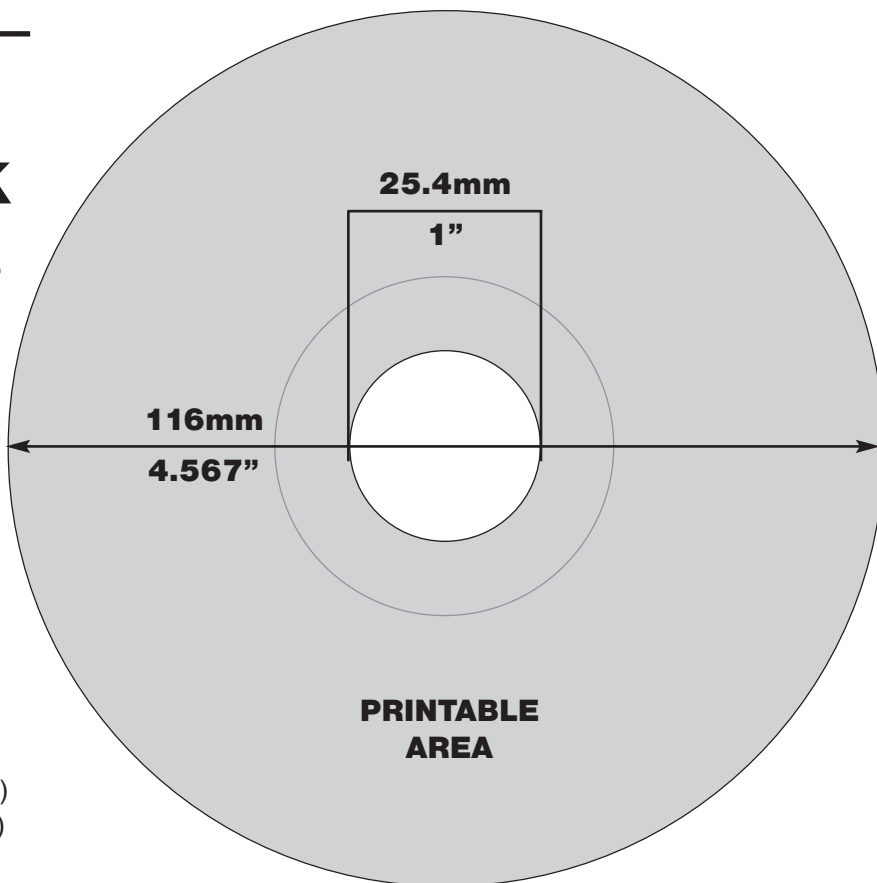
399 Wegner Drive • West Chicago, IL 60185

ftp://ftp.gpimage.com

CD-ROM Label Artwork Specifications

Model A2 1"

This Model is also used as our
standard **DVD** template.



PRINTABLE DIMENSIONS

(shaded area represents actual print area)

- Outer Ring: 116mm (4.567") diameter (No bleed)
- Inner Ring: 25.4mm (1") diameter (non-printable)

TYPE & GRAPHICS

- Type should be no smaller than 7 pt.
- Serif typefaces should be at least 9 pt.
- Any type or graphic elements must have a minimum line width of 0.15mm (.006"). **Type and graphics falling below this specification may result in broken or missing areas on the printed product.**
- Bitmap images should have a resolution of no less than 300 DPI. Anything less may cause images to print poorly, and subject to alteration charges.

INK COLORS

- Four Color Process
- Four Spot Color Maximum
- Please Specify **FLOOD WHITE** or **METALLIC FINISH**

PRINTABLE AREA

SCREEN TINTS

- Screen ruling: 120 lines per inch
- Gradient tints have a limited range of 20%-75%
- Tint range on metalized surface: **subject to customer approval**
- Tint range over a solid color can be 15%-85%
Any screen falling below 10% may disappear, and any screen falling above 85% may fill in solid.

ELECTRONIC ARTWORK FORMATS

Macintosh: Quark XPress
Adobe Indesign
Adobe Illustrator
Adobe Photoshop
Adobe PageMaker
Corel Draw

HI RES PDFs



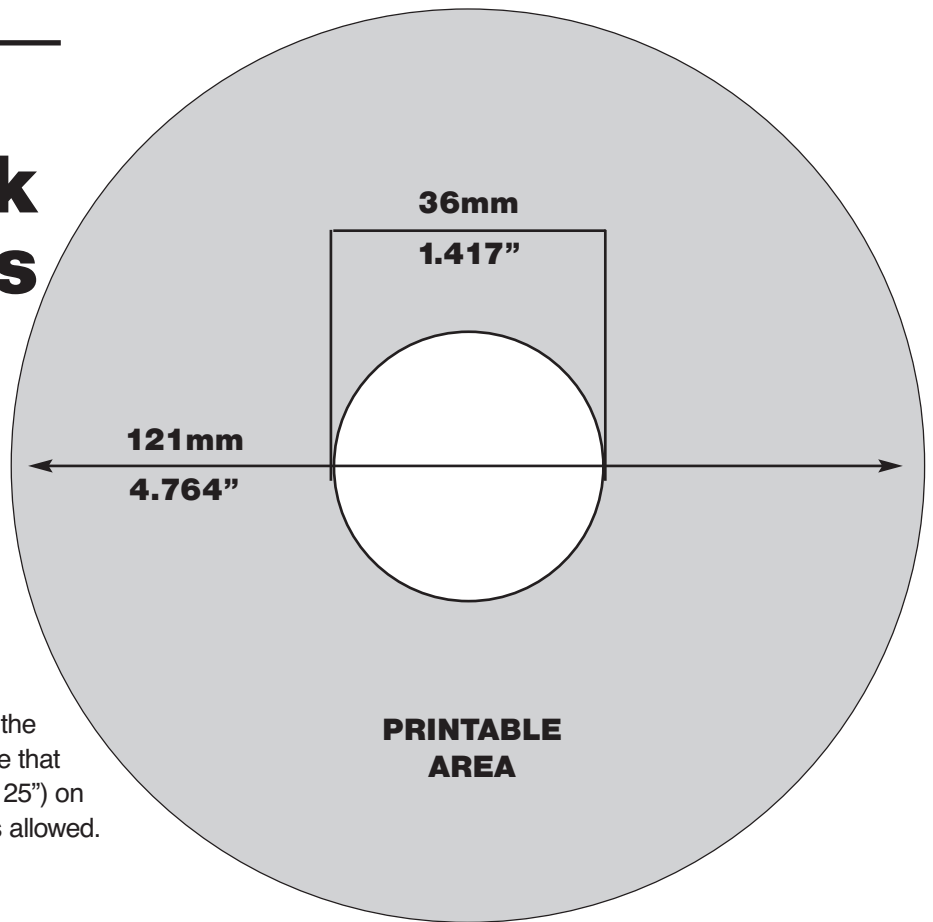
graphix products, inc.

www.gpimage.com • 630.231.2425

399 Wegner Drive • West Chicago, IL 60185

ftp://ftp.gpimage.com

CD-R Inkjet Label Artwork Specifications



PRINTABLE DIMENSIONS

(shaded area represents actual print area)

- Outer Ring: 121mm (4.764") diameter
- Inner Ring: 36mm (1.417") diameter

The dimensions on the diagram above show the maximum printable area of the CD. To ensure that the image fills the entire CD, a slight bleed (.125") on the inside hub and outside of the print area is allowed.

TYPE & GRAPHICS

- Type should be no smaller than 7 pt.
- Serif typefaces should be at least 9 pt.
- Any type or graphic elements must have a minimum line width of 0.15mm (.006"). **Type and graphics falling below this specification may result in broken or missing areas on the printed product.**
- Bitmap images should have a resolution of no less than 300 DPI. Anything less may cause images to print poorly, and subject to alteration charges.

INK COLORS

- Four Color Process
- Four Spot Color Maximum
- Please Specify **FLOOD WHITE** or **METALLIC FINISH**

Standard & High Resolution Printing Options

There are two different resolutions to choose from with inkjet-printed CD-R's; standard resolution and high Resolution. Standard resolution is recommended for text and line art or simple images. High resolution is recommended for photos, gradients or more complex images. High resolution printing is more expensive due to longer print times and more ink coverage per CD-R.

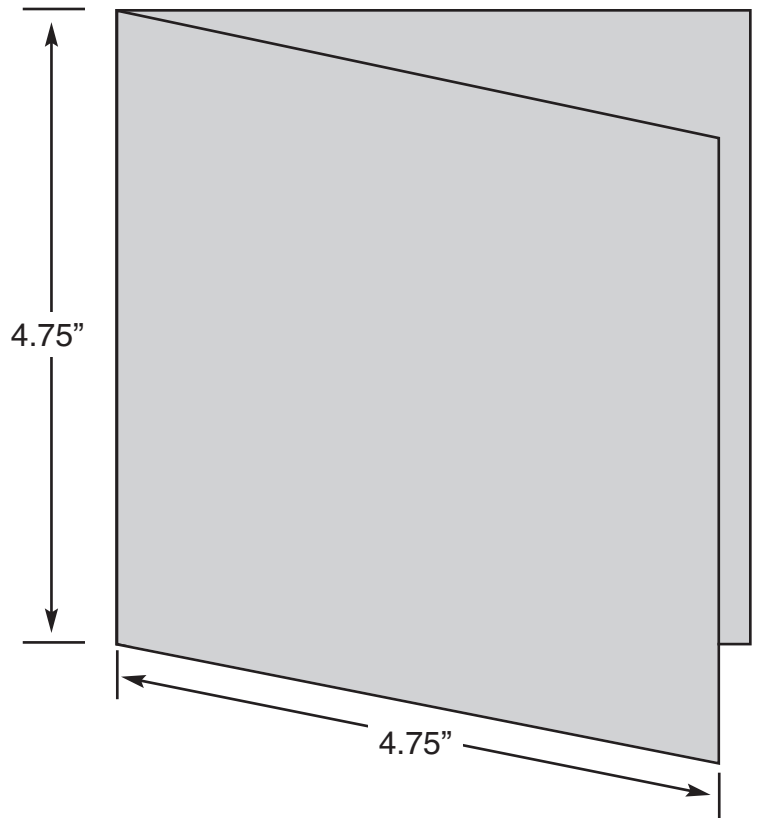
COLOR PROOFS

Graphix Products CD-R's are printed on an inkjet printer using four color process. Because of this, spot colors will not always match their swatch exactly. Also, due to differences in monitor and printer calibration, what is seen on a screen or printer may not be what the final piece looks like in terms of color. A proof is highly recommended to ensure satisfaction with the product.

g graphix products, inc.
www.gpimage.com • 630.231.2425
399 Wegner Drive • West Chicago, IL 60185
ftp://ftp.gpimage.com


Jewel Case Front Insert

- Fits in standard CD “Jewel Case” plastic case and is visible through transparent cover of case.
- Single page insert (printed 1 or 2 sides)
... or ...
- Multiple page booklet not to exceed .055” in thickness. 8,12, 16, etc., page booklets will require stitching.
- **Allow 1/8” bleed on all sides where applicable.**



Jewel Case Back Liner

- Fits in standard CD “Jewel Case” plastic case and is visible through transparent back cover and spine of case.
- Single page printed one side only, including spine.
- Liner is enclosed between the body of the plastic case and the disc tray.
- **The scores/perforations must be exact.**
- **Allow 1/8” bleed on all sides where applicable.**



graphix products, inc.

www.gpimage.com • 630.231.2425


399 Wegner Drive • West Chicago, IL 60185

ftp://ftp.gpimage.com

4 CD Jewel Case 2 Back Liners

- Fits standard CD “Jewel Case” base and is visible through transparent covers and spines of case.
- Two single pages printed one side only, including spines.
- Liners are enclosed between the body of the plastic cases and the disc trays.
- **The scores/perforations must be exact.**
- **Allow 1/8” bleed on all sides where applicable.**

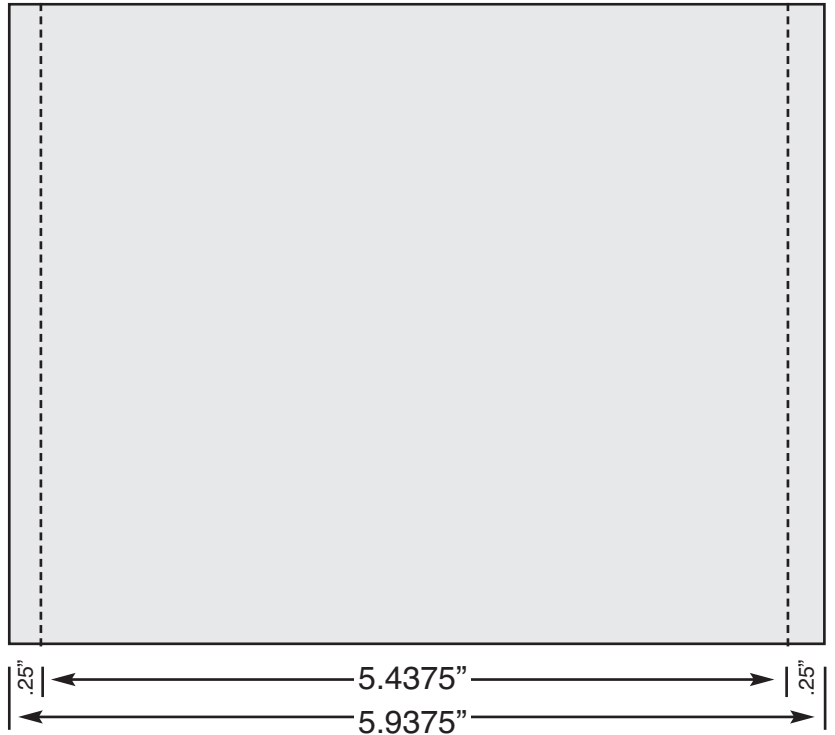
4.625”



3 CD Jewel Case 1 Back Liner

- Fits standard CD “Jewel Case” base and is visible through transparent back cover and spines of case.
- Single page printed one side only, including spines.
- Liner is enclosed between the body of the plastic case and the disc tray.
- **The scores/perforations must be exact.**
- **Allow 1/8” bleed on all sides where applicable.**

4.625”



Footnote: Standard size booklet (4.75 X4.75) can be placed loose on top of mid-frame tray.



graphix products, inc.

www.gpimage.com • 630.231.2425

399 Wegner Drive • West Chicago, IL 60185

ftp://ftp.gpimage.com